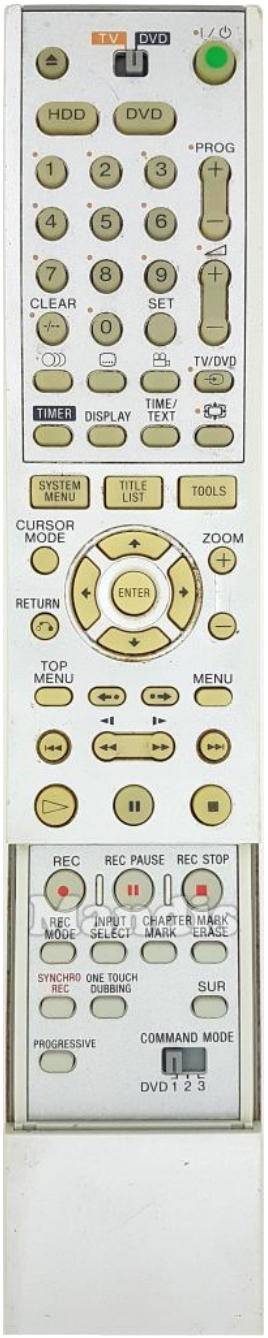

Original	Substituto	Original	Substituto
Power	Power	Prog-	Ch -
Open/Close	Eject	Vol +	Vol +
HDD	Media	Vol -	Vol -
DVD	Smart	O))	Dual
1	1	[...]	Subt
2	2	Camera	Yellow
3	3	Tv/DVD	TV/R
4	4	Timer	Shift + AV
5	5	Display	Info
6	6	Time/Text	Text
7	7	[ ]	3D
8	8	System Menu	D. Menu
9	9	Title List	Blue
0	0	Tools	Options
Clear	Exit	Cursor Mode	Green
Set	Red	Zoom+	Shift + Ch +
Prog+	Ch +	Zoom-	Shift + Ch -

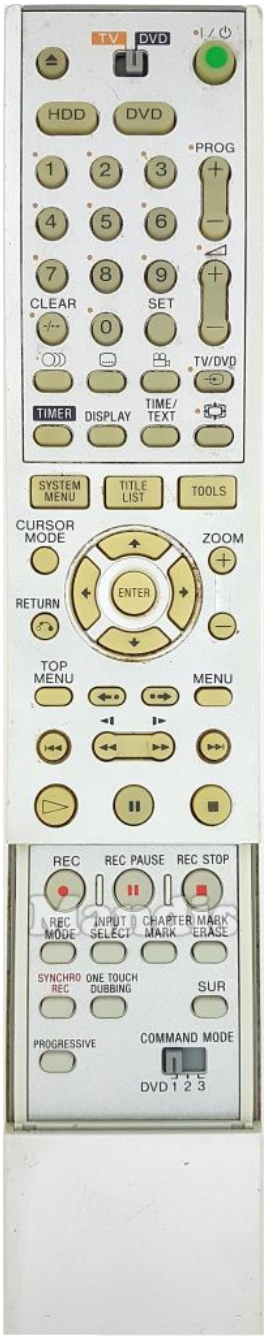

Original	Substituto
Return	Back
Up	Up
Down	Down
Right	Right
Left	Left
Enter	Ok
Top Menu	Shift + Menu
←	Shift + Left
· →	Shift + Right
Menu	Menu
I <<	I <<
<</ <I	<<
I >/ >>	>>
>>I	>>I
Play	Play
Pause	Pause
Stop	Stop

Original	Substituto
Rec	Rec
Rec Pause	Shift + Pause
Rec Stop	Shift + Stop
Rec Mode	Shift + Rec
Input Select	AV
Chapter Mark	Format
Mark Erase	Pre Ch
Synchro Rec	List
One Touch	Sleep
Sur	Shift + Dual
Progressive	Guide

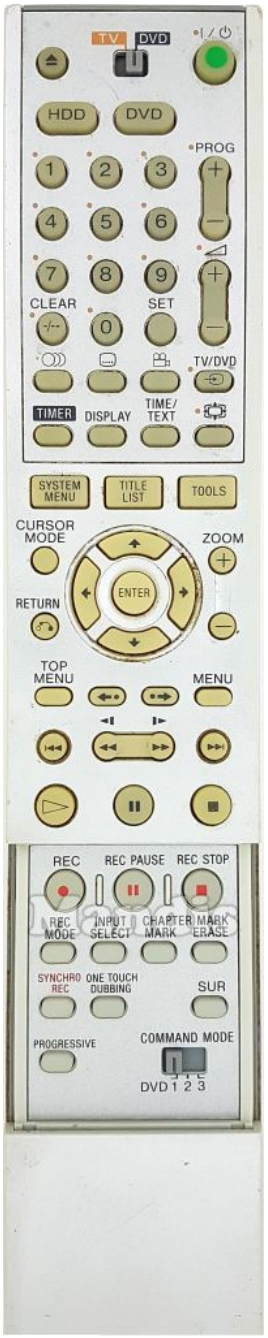

Original	Substituto	Original	Substituto
Power	Power	[ ]	3D
1	1		
2	2		
3	3		
4	4		
5	5		
6	6		
7	7		
8	8		
9	9		
0	0		
- / - -	Gui de		
Pr og+	Ch +		
Pr og-	Ch -		
Vol +	Vol +		
Vol -	Vol -		
Tv/ DVD	TV/ R		

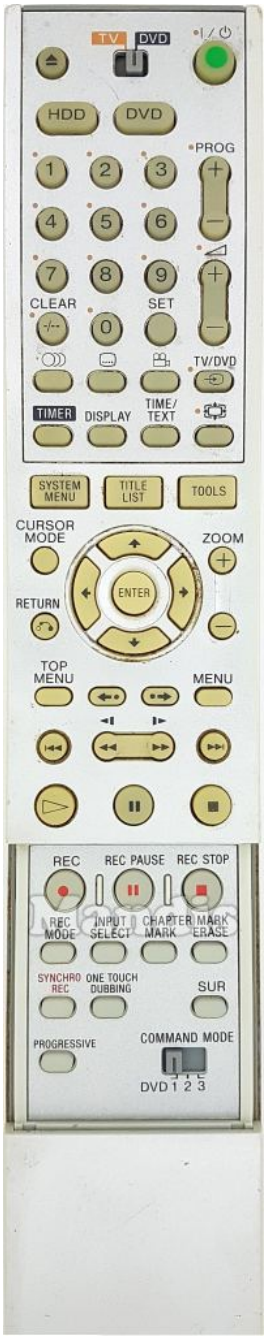

Original	Substituto	Original	Substituto
Power	Power	Prog-	Ch -
Open/Close	Eject	Vol +	Vol +
HDD	Media	Vol -	Vol -
DVD	Smart	O))	Dual
1	1	[...]	Subt
2	2	Camera	Yellow
3	3	Tv/DVD	TV/R
4	4	Timer	Shift + AV
5	5	Display	Info
6	6	Time/Text	Text
7	7	[ ]	3D
8	8	System Menu	D. Menu
9	9	Title List	Blue
0	0	Tools	Options
Clear	Exit	Cursor Mode	Green
Set	Red	Zoom+	Shift + Ch +
Prog+	Ch +	Zoom-	Shift + Ch -

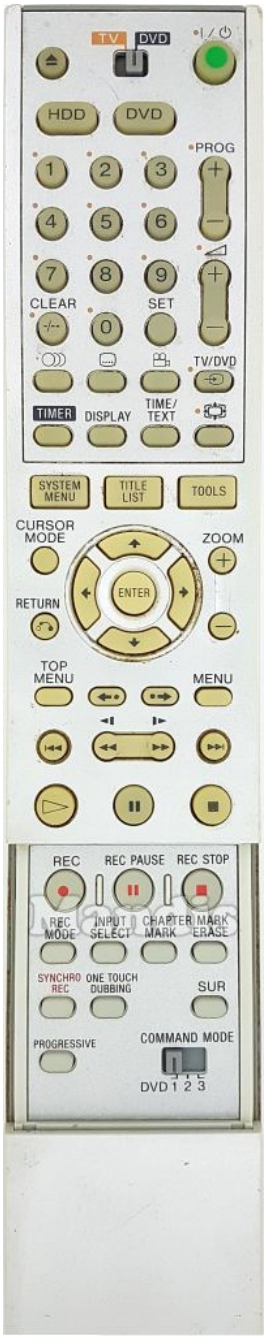

Original	Substituto
Return	Back
Up	Up
Down	Down
Right	Right
Left	Left
Enter	Ok
Top Menu	Shift + Menu
←	Shift + Left
· →	Shift + Right
Menu	Menu
I <<	I <<
<</ <I	<<
I >/ >>	>>
>>I	>>I
Play	Play
Pause	Pause
Stop	Stop

Original	Substituto
Rec	Rec
Rec Pause	Shift + Pause
Rec Stop	Shift + Stop
Rec Mode	Shift + Rec
Input Select	AV
Chapter Mark	Format
Mark Erase	Pre Ch
Synchro Rec	List
One Touch	Sleep
Sur	Shift + Dual
Progressive	Guide

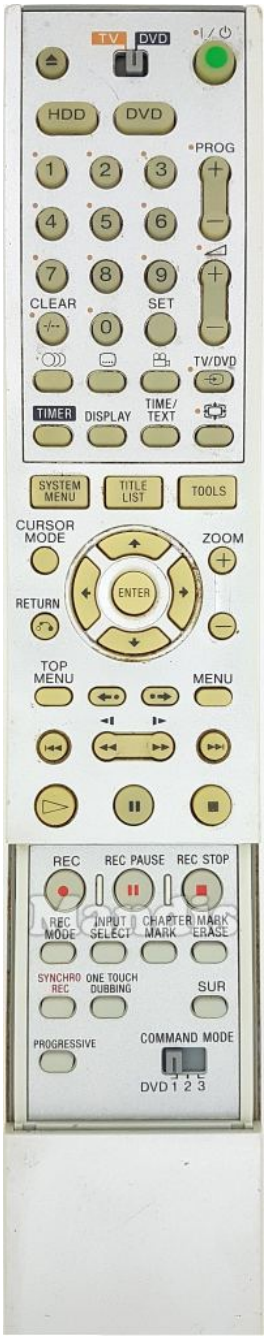

Original	Substituto	Original	Substituto
Power	Power	Prog-	Ch -
Open/Close	Eject	Vol +	Vol +
HDD	Media	Vol -	Vol -
DVD	Smart	O))	Dual
1	1	[...]	Subt
2	2	Camera	Yellow
3	3	Tv/DVD	TV/R
4	4	Timer	Shift + AV
5	5	Display	Info
6	6	Time/Text	Text
7	7	[ ]	3D
8	8	System Menu	D. Menu
9	9	Title List	Blue
0	0	Tools	Options
Clear	Exit	Cursor Mode	Green
Set	Red	Zoom+	Shift + Ch +
Prog+	Ch +	Zoom-	Shift + Ch -

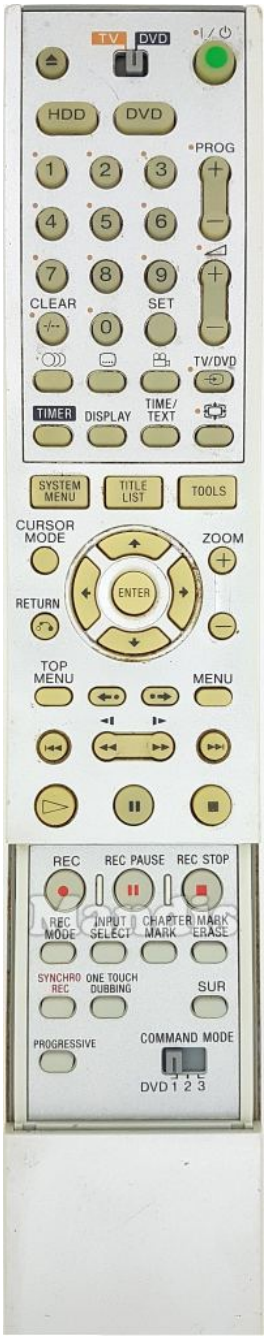

Original	Substituto
Return	Back
Up	Up
Down	Down
Right	Right
Left	Left
Enter	Ok
Top Menu	Shift + Menu
←	Shift + Left
· →	Shift + Right
Menu	Menu
I <<	I <<
<</ <I	<<
I >/ >>	>>
>>I	>>I
Play	Play
Pause	Pause
Stop	Stop

Original	Substituto
Rec	Rec
Rec Pause	Shift + Pause
Rec Stop	Shift + Stop
Rec Mode	Shift + Rec
Input Select	AV
Chapter Mark	Format
Mark Erase	Pre Ch
Synchro Rec	List
One Touch	Sleep
Sur	Shift + Dual
Progressive	Guide