



































Original	Substituto	Original	Substituto
On/Off	 Power	Back	 Back / Return
Mute	 Mute / Dimmer	Volume+	 Vol+
Txt Stop	 Stop / Hold	Chan.Up	 CH+ / Page+
Menu audio	 Audio / Lang I/II	Volume-	 Vol-
Surround	 Eject / Surround	Chan.Down	 CH- / Page-
Txt Expand	 Zoom / Size	1	 1
Return TV	 TV/Radio /	2	 2
Text	 Text / Goto	3	 3
TV/AV	 AV / Input / RDS	4	 4
Menu	 Menu / Home	5	 5
Menu Up	 Up	6	 6
Info	 Info / Angle	7	 7
Menu Left	 Left	8	 8
OK Enter	 OK	9	 9
Menu Right	 Right	Guide -/-- 1.	 Guide / EPG / -/--
Menu Off	 Exit / Cancel / Clear	0/10	 0
Menu Down	 Down	2.Fav P/C 2.	 Fav / Marker / PC



The image shows a black Mandis remote control with a variety of buttons. At the top are power, dimmer/mute, and shift buttons. Below these are buttons for TV, DVD, SAT, and AUX. The next row includes SLOW, STEP-FREEZE, HOLD, and REC MODE. The following row has play, pause, stop, and a red record button. The next row includes TUNE-, TUNE+, PRESET-, and PRESET+. The following row has title, LANG I/II, EQ, and SURROUND. The next row includes SOUND, AUDIO, SUBTITLE, and a triangle button. The following row has FORMAT, SIZE, TIMER, and PROGRAM. The next row includes PICTURE, ZOOM, SLEEP, and TV RADIO. The following row has TOP MENU, OPT-TOOLS, GOTO, and RDS. The next row includes D.MENU, SETUP, TEXT, and AV INPUT. Below these are HOME, MENU, and ANGLE buttons. The center features a large navigation pad with an OK button. To the right of the pad is an INFO button. Below the pad are CLEAR, EXIT, and RETURN buttons. The next row includes CANCEL, LIST, and a plus button. The following row has VOL, SMART, MEDIA, and CH PAGE buttons. The next row includes TV, DVD, and CD-STS buttons. The following row has 1, 2, and 3 buttons. The next row has 4, 5, and 6 buttons. The following row has AUX-HDD, USB, and BLUETOOTH buttons. The next row has 7, 8, and 9 buttons. The following row has -/--, HDMI-SAT, and PC buttons. The next row includes GUIDE, 0, and FAV MARKER buttons. The bottom row has NETFLIX, APP, YouTube, and Prime Video buttons. The very bottom row includes SEARCH, REPEAT, REPEAT A-B, and RANDOM buttons. The Mandis logo is prominently displayed in the center of the remote.