









Original	Substituto
 Power	 Power
 Return	 Back
 Function	 Smart
 Open/Close	 Eject
 Goto	 Pre Ch
 1	 1
 2	 2
 3	 3
 4	 4
 5	 5
 6	 6
 7	 7
 8	 8
 9	 9
 0	 0
 +10	 Guide
 Memory	 Media

Original	Substituto
 5.1 CH	 Shift + 5
 2.1 CH	 Shift + 2
 Sound	 Dual
 Dimmer	 TV/R
 Volume+	 Vol +
 Volume-	 Vol -
 DD Pro Logic	 List
 Setup	 Options
 Menu	 Menu
 Up	 Up
 Left	 Left
 Enter	 Ok
 Right	 Right
 Down	 Down
 Stop	 Stop
 Play	 Play
 Pause	 Pause





Original	Substituto	Original	Substituto
	<I Slow		Ch -
	Slow I>		Ch +
	I<< Prev		I<<
	Next >>I		>>I
	<< / Tuning-		<<
	>> / Tuning+		>>
	Clear		Exit
	Display		Info
	Zoom		Shift + Eject
	Audio		Sleep
	Angle		Format
	Subtitle		Subt
	FM Mode / Repeat A-B		Red
	Band / Repeat		Green

